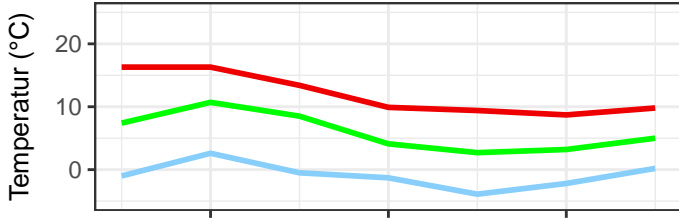


Temperaturminimum Temperaturmittel Temperaturmaximum

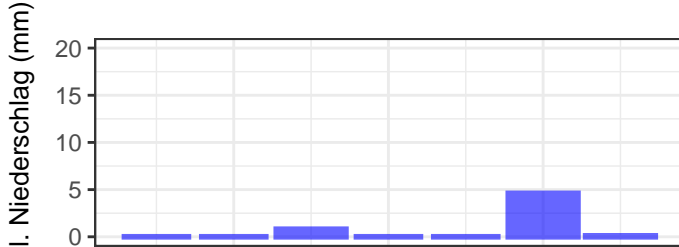
täglicher Niederschlag

Rel. Luftfeuchte (%)

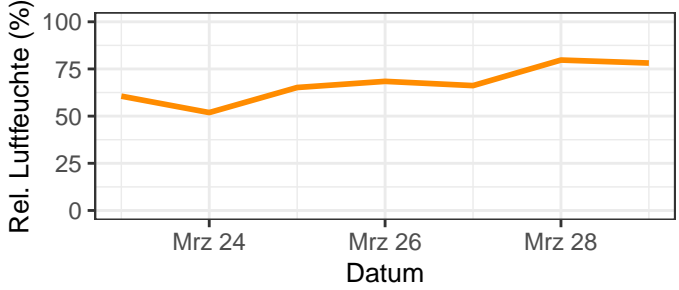
Bernburg, 2026, KW 13



Mrz 24 Mrz 26 Mrz 28

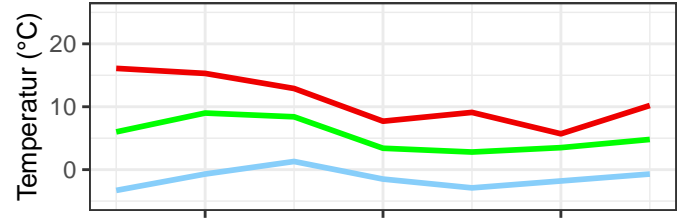


Mrz 24 Mrz 26 Mrz 28

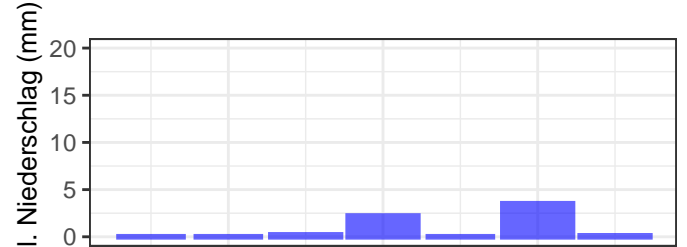


Mrz 24 Mrz 26 Mrz 28 Datum

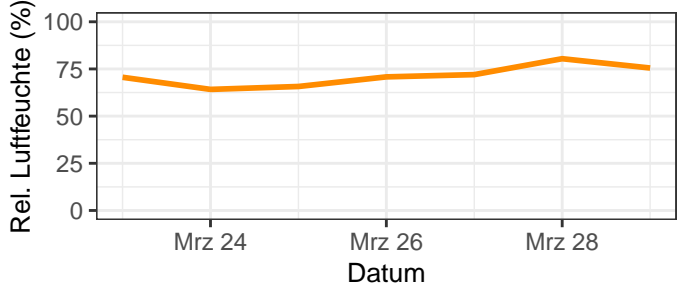
Gardelegen, 2026, KW 13



Mrz 24 Mrz 26 Mrz 28

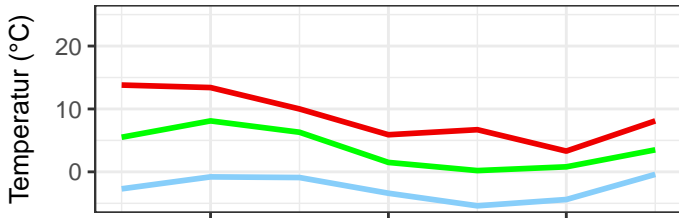


Mrz 24 Mrz 26 Mrz 28

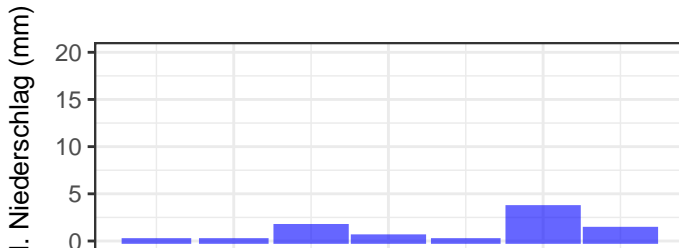


Mrz 24 Mrz 26 Mrz 28 Datum

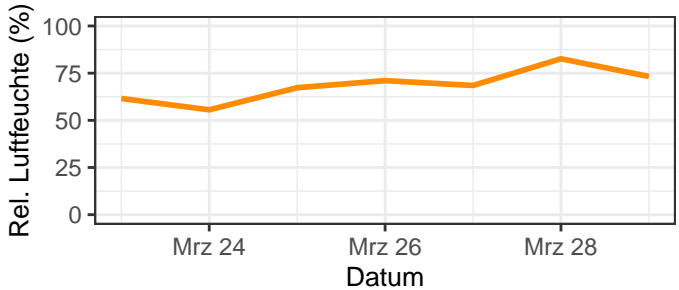
Harzgerode, 2026, KW 13



Mrz 24 Mrz 26 Mrz 28

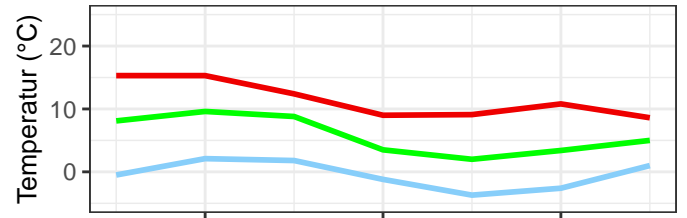


Mrz 24 Mrz 26 Mrz 28

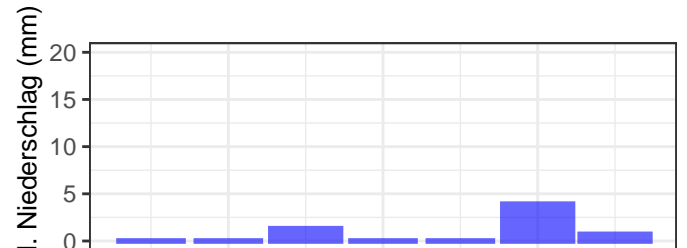


Mrz 24 Mrz 26 Mrz 28 Datum

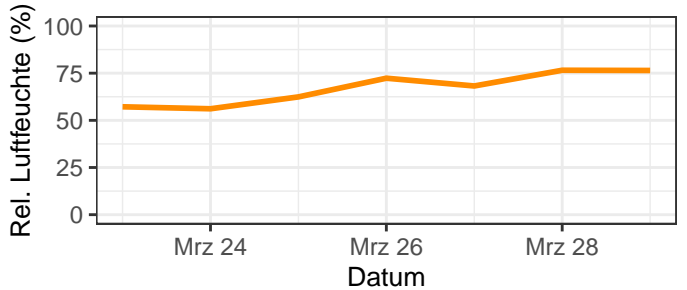
Wittenberg, 2026, KW 13



Mrz 24 Mrz 26 Mrz 28



Mrz 24 Mrz 26 Mrz 28



Mrz 24 Mrz 26 Mrz 28 Datum